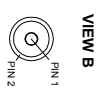


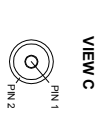
VIEW A

PIN #	DESCRIPTION
1	VIDEO
2	+12VDC
3	NOT USED
4	AUDIO
5	GROUND



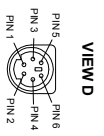
VIEW B

PIN #	DESCRIPTION
1	AUDIO
2	GROUND



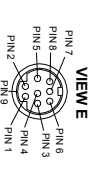
VIEW C

PIN #	DESCRIPTION
1	VIDEO
2	GROUND



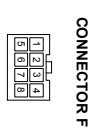
VIEW D

PIN #	DESCRIPTION
1	NOT USED
2	TX
3	GROUND
4	RX
5	NOT USED
6	+5VDC



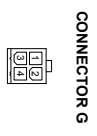
VIEW E

PIN #	DESCRIPTION
1	+5VDC
2	GROUND
3	DATA
4	DATA
5	+5VDC
6	VIDEO
7	AUDIO
8	DATA
9	GROUND



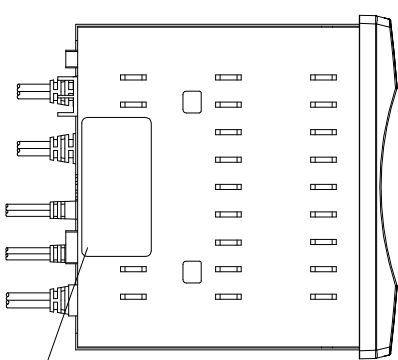
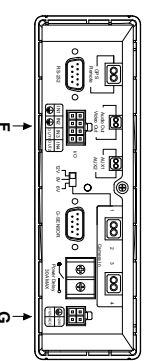
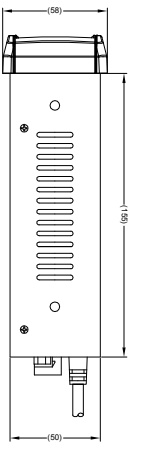
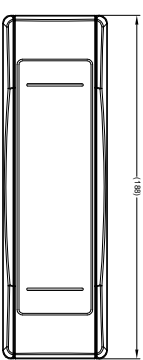
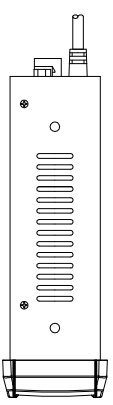
CONNECTOR F

PIN #	DESCRIPTION
1	TRIGGER 1
2	TRIGGER 2
3	TRIGGER 3
4	TRIGGER 4
5	GROUND
6	VIDEO
7	SWITCHED ON
8	SWITCHED OFF



CONNECTOR G

PIN #	DESCRIPTION
1	GROUND
2	+24V
3	+12V
4	IGNITION +1224V



- NOTES**
1. NOT BACKWARDS COMPATIBLE WITH ORIGINAL MCU-304-XXX.
 2. FOR PRODUCT/SERIAL NUMBER LABEL REFER TO LATEST REVISION OF DRAWING: BE-001606-XX-11.
 3. REAR FIRMWARE VERSION V1.05 TO BE PRELOADED TO DEVICE DURING MANUFACTURE.

PROPRIETARY NOTICE
 THIS DESIGN AND TECHNICAL INFORMATION APPEARING ON THIS DRAWING IS THE PROPERTY OF BRIGADE ELECTRONICS, AND IS DISCLOSED IN CONFIDENCE. IT IS NOT TO BE COPIED, REPRODUCED, REVEALED TO OR EXPROPRIATED BY OTHERS, EITHER IN WHOLE OR IN PART WITHOUT THE EXPRESS WRITTEN CONSENT OF BRIGADE ELECTRONICS.

BRIGADE
 www.brigade-electronics.com

Assembly PI Approval JSHH - 02/01/12		Approved by DKERAL		Checked by MBUTLER		Drawn by JNEWMAN	
Angle of Projection		Units mm		Scale N/A		Released 21/03/12	
Third Angle		Status RELEASED		Stock Code 2798A		MDR-304A-DS	
						BE-001862-00-11	